

Unit 1

Learning strategies



Learning plans

1-1

- 1 Listen to the first part of a teacher interviewing a student.



This is the student's class timetable.



Class: Level 1 Class 101				
Monday	Tuesday	Wednesday	Thursday	Friday
9.00 – 2.00	9.00 – 2.00	9.00 – 2.00		
5 hours	5 hours	5 hours		

1-1

- 2 Listen to the first part of the interview again. Fill in the missing words.

Teacher: Hello, Meena, come in. Please sit down.

Student: Thank you.

Teacher: Meena, when you learn English, it's good to have a plan. That's what we're talking about today. What class are you in now, Meena?

Student: Level 1. Class _____

Teacher: What days do you come to class?

Student: Monday, Tuesday and _____.

Teacher: Does your class start at 9 o'clock?

Student: Yes.

Teacher: Does it finish at _____ o'clock?

Student: Yes.

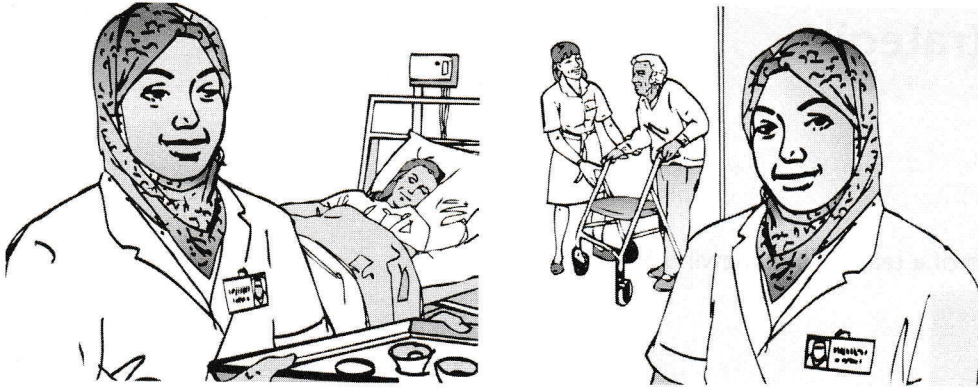
Teacher: Your class is 3 days a week and it's _____ hours a day.

Student: Yes, that's right.

Teacher: So, your class is 15 hours a week.

Student: Yes it is.

3 Listen to the second part of the interview. Fill in the missing words. Use the words in the box.



plan Thank you nurse English job people class study

Teacher: What do you want to do after you finish this _____?

Student: I want to study more _____. Then get a _____.

Teacher: What job did you do in your country?

Student: I was a _____.

Teacher: What job do you want to do in Australia?

Student: Maybe nursing.

Teacher: Well, you could _____ more English, then study Nursing or Aged Care, then get a job.

Student: What's Aged Care?

Teacher: It's looking after old _____ in a nursing home.

Student: Oh, that's good.

Teacher: Let's fill in your learning _____. You can change it later if you like.

Student: OK.

Teacher: First, this class: Level 1, class 101. Then, after this English class here, you will study more English. Then, study Nursing or Aged Care. Then get a job.

Student: That's good. _____.

- 4 Listen to the second part of the interview again. Fill in Meena's learning plan.

NOW	Class: Days: Times: Number of hours per week:
↓	
AFTER THIS CLASS	
↓	
FUTURE EMPLOYMENT	


- 5 Fill in your learning plan.

NOW	Class: Days: Times: Number of hours per week:
↓	
AFTER THIS CLASS	
↓	
FUTURE EMPLOYMENT	

Preparing for study

1 Look at the picture. Write the correct words under each picture. Use the words in the box.

pen exercise book folder pencil pencil sharpener rubber dictionary




1-3

2 Listen to the teacher's questions. Tick yes or no.

- Have you got a folder for your class notes? Yes No
- Have you got an exercise book? Yes No
- Have you got a pen? Yes No
- Have you got a pencil? Yes No
- Have you got a pencil sharpener? Yes No
- Have you got a rubber? Yes No
- Have you got a dictionary? Yes No

1-4

3 Listen to questions. Then answer the questions about your English school.



- Do you know your teacher's name? Yes No
- Can you spell your teacher's name? Yes No
- Can you use a computer? Yes No
- Have you got a student card? Yes No
- Do you know the telephone number of this school? Yes No
- Do you study English at home? Yes No
- In your English centre is there a computer room? Yes No
- In your English centre is there a library? Yes No
- In your English centre is there a lunchroom? Yes No